

OFFICIAL PROGRAM

UTAH DENTAL ASSOCIATION

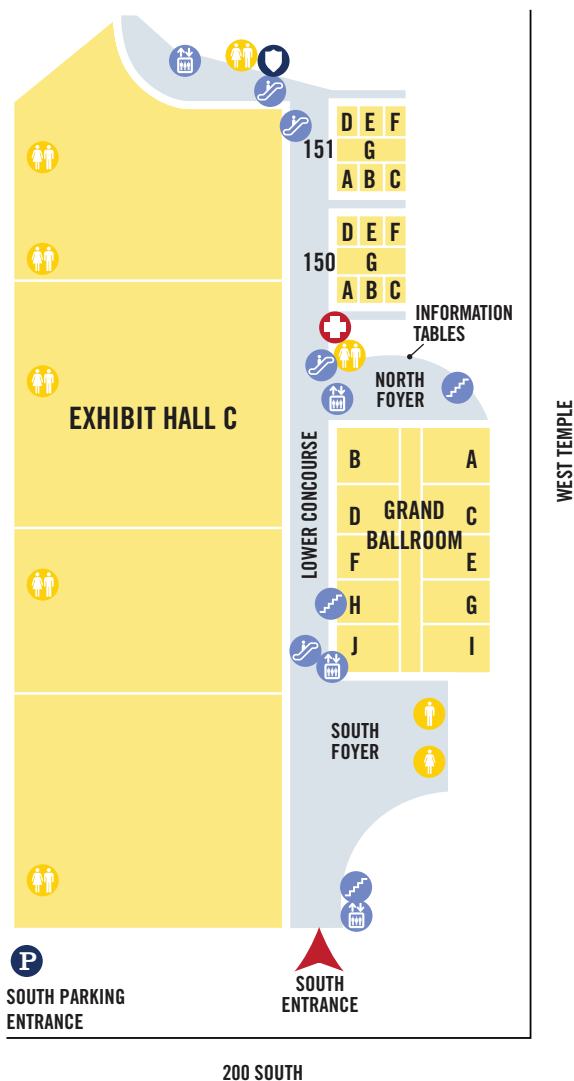
2025
CONVENTION



JANUARY 23-24, 2025

SALT PALACE CONVENTION CENTER
100 S. WEST TEMPLE
SALT LAKE CITY, UTAH

LEVEL ONE (downstairs)



MAP KEY

Restrooms

Entrance

Stairs

Parking

Escalator

Security

Elevator

First Aid

LEVEL TWO (upstairs)

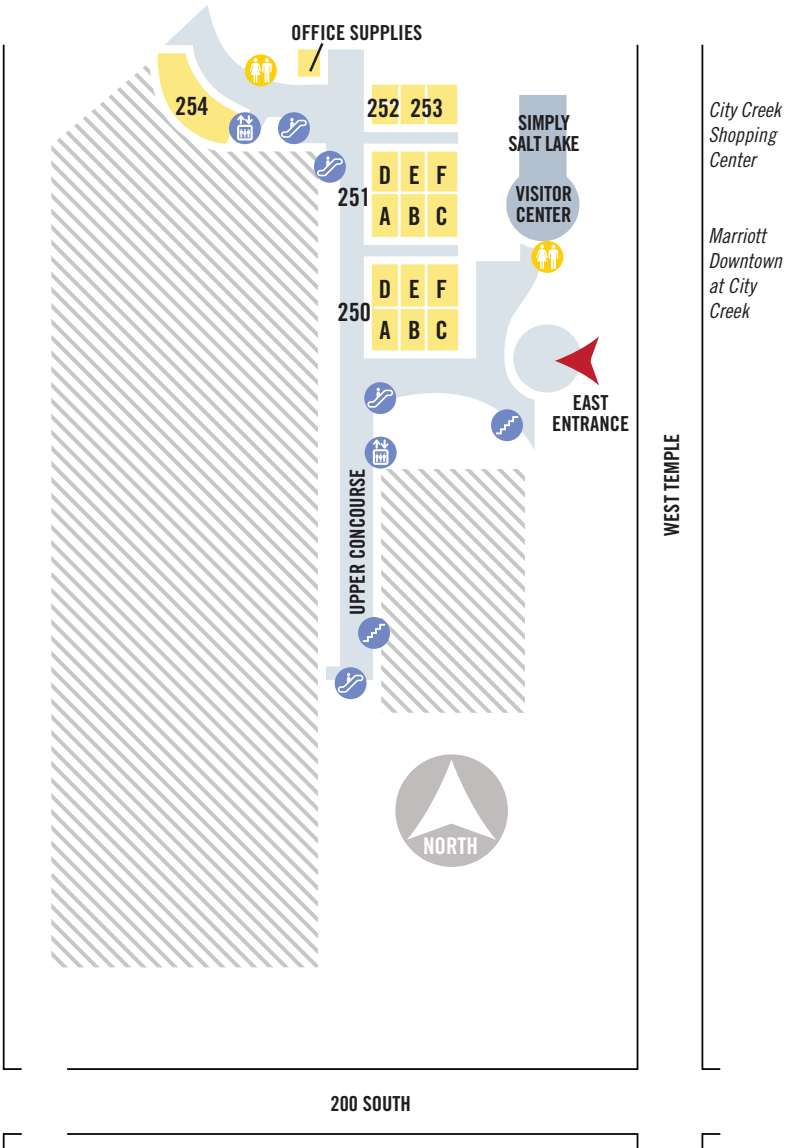




Photo Credit: visitutah.tandemvault.com © JAYDASHPHOTOGRAPHY



PACE
ACADEMY of
GENERAL DENTISTRY
PROGRAM APPROVAL
FOR CONTINUING
EDUCATION

Utah Dental Association (UTDA)
Nationally Approved PACE Program Provider for
FAGD/MAGD credit.
Approval does not imply acceptance by
any regulatory authority or AGD endorsement.
5/1/2023 to 4/30/2026.
Provider ID# 219275

Welcome

A very warm welcome to my fellow dental professionals and enthusiasts! It is that time of year again for us to gather, learn, and reconnect at the 2025 Utah Dental Association Convention. I'm privileged to serve as your Scientific Chair this year and hope you enjoy all the hard work that went into planning this year's convention.

Dentistry is such a unique profession. Our work is precise, compassionate, esthetic, functional, and scientific. For some patients, we change their quality of life by restoring a functional smile or getting them out of pain (or both!). For others, we screen them for health concerns and connect them with their primary care provider for life-changing medical interventions. The influence of oral health and the impact it has on our communities cannot be overstated. It is something we would never be able to do without our full dental team of specialists, dentists, hygienists, dental assistants, managers, and front desk team members. Dentistry is a profession that works best when we work together, and that is precisely why it is important for us to gather for our annual convention.

I've been on the UDA Scientific Committee for many years. On the committee I've served as a dental student, a dental resident, and now as a dentist in public health and education. I'm grateful to have this opportunity to influence such a great gathering of professionals, and I am optimistic you will enjoy the program we have put together. The committee has worked hard to gather your feedback from last year and apply meaningful changes this year. We have added more workshops, selected quality lecture topics, and invited excellent speakers to teach on topics you asked for.

We are excited to have you explore our exhibit hall, scientific poster session, team luncheon, workshops, and courses. There are a myriad of activities happening during the convention, and I encourage you to read through the program carefully to not miss anything you would be interested in. Don't forget to let us know what you think and what you hope to see at a future convention.

With that, I hope you enjoy your two days with us at the 2025 UDA Convention. Learn something new, pass on some wisdom to someone else, and reconnect with your profession. Thank you for supporting the convention and thank you for supporting oral healthcare!

All the best,
Shaylee Avery, DDS



Len Aste, DDS
UDA President



Shaylee Avery, DDS
Scientific Chair



Raymond Cohlmya, DDS
ADA Executive Director



Jeffrey Kahl, DDS
ADA 14th District Trustee

General Information

To Register

Online ... www.uda.org

All registration must be done online.

For questions, contact the UDA at:

Email: uda@uda.org

Office: 801-261-5315

****IMPORTANT****

No name badges or tickets will be mailed. You will need to pick up your name badge and tickets near the exhibit hall the morning of the convention. This line could be long. Please plan accordingly.

Information Desk Hours

Thursday....7:00 am-4:00 pm

Friday.....7:30 am-4:00 pm

Information is located on level one, north of the exhibit hall entrance.

Exhibit Hall Hours

Thursday....8:30 am-5:00 pm

Friday.....8:30 am-4:00 pm

Exhibits are downstairs on level one in Salt Palace Exhibit Hall C.

Audience codes. A-assistant, D-dentist, H-hygienist, O-office staff

Children. Children and babies are not allowed at any seminars or functions.

CE Certificates. Following the 2025 Convention, attendees will need to complete an online survey to obtain their CE Certificates. This survey will be found on the UDA website. A separate survey will need to be completed for each course attended. www.uda.org

Individual registration. Dental hygienists, dental assistants, front office, lab technicians, and students can register individually or as a group with or without a dentist.

Information and questions.

Email: uda@uda.org or call: 801-261-5315.

No standing in rooms or sitting on the floors. Strict Salt Lake City fire codes prohibit **all** attendees from standing in rooms or sitting on the floors during the seminars.

Open seating. Each year one or two seminar rooms fill up, so arrive early to assure yourself a seat.

Online handouts. Any handouts submitted by speakers will be available online at: www.uda.org. We recommend you download any handouts prior to coming to the Salt Palace that would be applicable to the courses you want to attend.

Parking. There are many parking areas near the Salt Palace. No parking validations are available through UDA. Arrive early to allow for time to park.

Refunds. No refunds can be made for registration, meals, or functions.

Speakers' Information. For information about the speakers visit the speaker's bio pages in the back of the printed program. For detailed information about the speaker, visit their website. (If a website was provided by the speaker, it will be located at the end of their bio).

****Code of Conduct:** All attendees, vendors, and participants at the 2025 Utah Dental Convention are expected to adhere to the highest standards of professionalism and respect. Any behavior that disrupts the event or creates an unsafe or uncomfortable environment for others will not be tolerated.**

****Enforcement:** Individuals who fail to comply with this code of conduct may be asked to leave the premises immediately. If necessary, they may be escorted out by security personnel. The event organizers reserve the right to enforce this policy at their discretion, ensuring a safe and positive experience for all participants.**

****Zero Tolerance:** Please be mindful that there is zero tolerance for harassment, discrimination, or any form of inappropriate conduct. By attending the event, you agree to abide by these guidelines.**

Lodging

The UDA secured a great rate on rooms at these hotels who have set aside a block of rooms. When they are gone the UDA cannot negotiate more rooms.

Marriott City Creek

75 S West Temple

\$169 per night

800-228-9290

801-531-0800

Utah Dental Association 2025 - Start your reservation (passkey.com)

Hilton SLC Center

255 S West Temple

\$174 per night

877-776-4936

<https://book.passkey.com/e/50862600>

Radisson Hotel


215 W South Temple

\$182 per night

800-333-3333

801-531-7500

<https://book.passkey.com/e/50878940>



Registration Fees

Registration fees will increase on January 1, 2025.

UDA Member Dentist	\$130.00
Non-member Dentist	\$625.00
Out of state ADA Member Dentist	\$230.00
Retired Dentist	\$0

Spouse of Dentist	\$ 40.00
Spouse of Retired Dentist	\$0

Assistant	\$ 55.00
Office Staff	\$ 55.00
Lab Technician	\$ 55.00

UDA Hygiene Affiliate Member	\$ 40.00
Hygienist (non-affiliate)	\$110.00

Student	\$ 10.00
---------------	----------

Team Luncheon	\$ 30.00
---------------------	----------

Hands-on Courses

- CPR and BLS Certification
- ACLS Certification
- Restoring the Primary Molar: From Caries
 - Detection to Pulp Therapy and MID Restorations
- Modern Monolithic Injection Molded Composite
 - Dentistry: Concepts-Materials-Instruments-Techniques
- Flap Design, Incisions, and Suturing
 - Techniques for Periodontal Therapy
- Local Anesthesia Technique
- From My Side of the Chair Workshop #1
- From My Side of the Chair Workshop #2
- 2018 Classification of Periodontal Conditions
- Anatomy Flashback: What you NOW realize you really needed to know!

All registration needs to be completed online at www.uda.org

Reminder no name badges will be mailed.

You must pick them up onsite.

Table of Contents

Local Speaker Series.....	10
---------------------------	----

Thursday, January 23rd Morning

Speakers	11-15
Local Speaker Series	16
Hands-On Workshops	17
Team Luncheon	22

Thursday, January 23rd Afternoon

Speakers	19-21
Local Speaker Series	22
Hands-On Workshops	23-25
Scientific Poster Session.....	26
Save The Date: 2026 UDA Convention.....	26
UDA New Dentist Event	27
Ice Cream Social	27

Friday, January 24th Morning

Speakers	28-31
Local Speaker Series	32
Hands-On Workshops	33-35
Alliance Luncheon.....	36

Friday, January 24th Afternoon

Speakers	37-41
Local Speaker Series	41
Hands-On Workshops	42-44
Sponsors	45
UDA Board of Directors	46
UDA Convention Scientific Committee	47
UDA Past Presidents.....	48
Distinguished Service Award Past Recipients.....	49
2025 Distinguished Service Awards.....	50-51
Speaker Bios.....	52-55

Local Speakers Series

All attendees are invited to these seminars!

Room 150 G

THURSDAY, JANUARY 23

Dentistry 3.0: How AI is Revolutionizing Practice Management & Marketing

Conner Ludlow

9:00 – 10:00 am

Helping Specialists Become More Valuable Members of Your Dental Team

Paul Benson, DMD, MD

10:30 – 11:30 am

Partnering with Medicaid to Serve Low-income Utahns in Your Practice

Jennifer Strohecker, PharmD

2:00 – 3:00 pm

Treatment Success Can Be All About How You Start

Jordan Christensen, DDS, MS

3:30 – 4:30 pm

FRIDAY, JANUARY 24

Making the Most of Your Income - Now and Later

Cynthia Mattson, CPA

9:00 – 10:00 am

Navigating the Legal Landscape of Dentistry: Safeguarding Your Practice and Well-Being

Jack Guenon, BS

Sharilee Scheller

Kelli Jacobsen

10:30 – 11:30 am

Using Fiber Optic Pins to Anchor Restorations

Jeremy Ellis, DDS

1:30 – 2:30 pm

Riding the consolidation wave: Pros and Cons of a DSO vs DPG (Dental Partnership Group), or Private Practice

Bryant Gibby, BS

Weston Spencer, DDS

3:00 – 4:00 pm



Utah Dental
Association

Thursday, January 23

Audience codes. A-assistant, D-dentist, H-hygienist, O-office staff

Exhibit Hall Opens 8:30 am

Pierre Fauchard Academy

7:00 am breakfast

Marriott City Creek, 75 S West Temple

Contact Dr. Kelly O'Brien

drkobrien@msn.com or 801-608-2540.

Better Composite Restorations

David Clark, DDS

8:30-11:30 am

Room: 250 DEF

Audience: D, A

Until now our composite went "in" the tooth. Now we can go "around" the tooth. Today, injection molding of composites with modern preparations, super-anatomic clear matrices, and heated multi-viscosity composite can solve so many problems without resorting to crowns. In this fast-moving and entertaining lecture Dr. Clark will demonstrate the art and science of monolithic injection molded composite dentistry.

Learning Objectives:

- The 6 keys to world class contacts 100% of the time in a Class II.
- How to safely warm composite, and why.
- Ultra glossy stain proof anterior restorations.



The 5 Ps of Pediatric Dentistry: Physiology, Pharmacology, Psychology, Phamily and PHUN

David Rothman, DDS

8:30-11:30 am

Room: 251 DEF

Audience: D, H, A

This course reviews the definitions of a "child" by looking at ages, generations, developmental stages, growth and development and all the factors that make a child different than an adult in this day of overscheduled, under parented, and inconsistent child raising. Determining and utilizing the appropriate individualized non-pharmacologic and pharmacologic behavior management and guidance techniques at each of these developmental stages is the goal for successful treatment.

Learning Objectives:

- Understand the stressors that contribute to the behavior of children in your office.
- Learn that behavior management is a fluid and dynamic part of treatment.
- Utilize both non-pharmacologic and pharmacologic assists.
- Remember, all your patients are above average!



Thursday, January 23

Audience codes. A–assistant, D–dentist, H–hygienist, O–office staff

Digital Treatment Options for the Fully Edentulous Patient

Mark Ludlow, DMD, MS

8:30–11:30 am (continues at 2:00)

Room: 250 ABC

Audience: D, A

Treating the fully edentulous patient can be one of the most rewarding endeavors in clinical dentistry. At the same time, it can be one of the most intimidating endeavors from a treatment planning and execution perspective. In this course, we will explore and simplify the principles that will lead to both surgical and prosthetic success for treating these patients with 3 different prosthetic solutions: digital complete dentures, digital overdentures, and digital fixed hybrid solutions. The planning concepts along with their accompanying clinical applications, will be discussed to help facilitate the daily implementation in practice.

Learning Objectives:

- Understand how to simplify clinical protocols to achieve great predictability with digital dentures.
- Become familiar with the varied nuances relative to overdentures and how the digital workflow can benefit the practice.
- Review full arch implant planning and execution protocols to achieve prosthetic and surgical success.



A Panorama of Oral Pathology: Come Enjoy the Views!

Bryan Trump, DDS, MS

8:30–11:30 am

Ballroom: CE

Audience: D, H

This presentation will cover some of the common and concerning oral soft tissue pathology and radiographic pathology seen in dental offices with correlation to variations in the clinical presentation and how that can change the differential diagnosis. Proper terminology will be reviewed. Differential diagnoses will be considered as well as treatment options. It is intended to be an interactive course involving problem-solving and critical thinking. Come and test your knowledge!

Learning Objectives:

- Learn and review current terminology used in oral pathology.
- Recognize normal variations from normal and abnormal soft tissue entities commonly found in the oral and maxillofacial region.
- Recognize normal variations from normal and abnormal radiographic entities commonly found in the oral and maxillofacial region.



Thursday, January 23

Audience codes. A–assistant, D–dentist, H–hygienist, O–office staff

Save the Tooth or What is Next: Retaining the Natural Dentition vs Extraction Socket Grafting

Timothy Hempton, DDS

8:30–11:30 am

Room: 251 ABC

Audience: D, H



Clinical cases involving successful outcomes utilizing surgical regenerative periodontal therapy are contrasted with cases deemed to have a poor prognosis and treated with extraction, ridge preservation, and implant therapy. Clinical and radiographic parameters which indicate the potential for a positive prognosis with periodontal therapy are reviewed. Techniques for periodontal regeneration/repair and crown lengthening as well as procedures for ridge preservation/augmentation are presented. The rationale for choosing tooth retention versus extraction are discussed for the cases presented.

Learning Objectives:

- Review clinical and radiographic findings for predictable periodontal treatment outcomes.
- Review flap design and materials utilized with periodontal regenerative procedures.
- Describe methods and materials utilized in alveolar ridge preservation (extraction socket grafting)

Obliterate Perio Problems with The Power of Prognosis

LaRisse Skene, DMD

8:30–11:30 am (continues at 2:00)

Ballroom: G1

Audience: H, D



Dentists and hygienists--Do you ever wish you could REALLY see what was going on below the gum line? You can! If you attend this lecture, you will have a better understanding--biologically and visually--of what is happening in the sulcular world. Look even deeper into those pesky boney defects and gain a clear vision of what is happening to the bone and root surfaces. There is a reason periodontal disease and peri-implantitis cause so much destruction and it might surprise you to find it's not all bad. As soon as you understand what is happening below the gumline—you will be equipped with the power to fight and obliterate periodontal disease! Just like caries these lesions can be diagnosed, prognosed and treated successfully long term. Don't rely on scaling and root planing alone! Come with me into the sulci and boney defects I have been treating for years. I am happy to share what I have learned. If you attend this lecture and apply these principles, you will feel powerful and ultimately your patients will thank you!

Learning Objectives:

- Master diagnosis and treatment planning for periodontal disease and peri-implantitis.
- Gain understanding of the periodontal prognosis.
- Achieve predictable long-term results!

Thursday, January 23

Audience codes. A–assistant, D–dentist, H–hygienist, O–office staff

Local Anesthesia and Nitrous Oxide: Foundations of Pain Management in Dentistry

Enrique Varela, DDS

8:30–11:30 am

Ballroom: A

Audience: H, D

Local anesthesia and nitrous oxide are important elements of dental practice and form the basis of pain and anxiety management in dentistry. Proper use of these modalities can help improve provider confidence, patient satisfaction, and public safety. This course will review important principles and concepts related to the use of local anesthesia and nitrous oxide in dentistry, while also reviewing the legal tenets that guide the provider in fulfilling their medicolegal responsibility.

Learning Objectives:

- Learn how the concept of situational awareness can enhance the safety of local anesthetic and nitrous oxide administration.
- Review the anatomical landmarks of all major maxillary and mandibular nerve blocks.
- Review the pharmacology and action of local anesthetic drugs and vasoconstrictors.



Foundations of Dental Office Management

Teresa Duncan, MS

8:30–11:30 am (continues at 2:00)

Ballroom: F

Audience: O, D

This new course is designed for doctors or managers with less than five years of management experience or for those desiring a refresher course on the basics of dental office management. Experienced dentists know clinical excellence alone does not spell success – managerial talent and leadership is needed as well.

Discussions will focus on situations that most managers encounter in their new roles. From hiring and firing to managing your practice's revenue cycle – we'll review basic systems that you will need to have in place.

Learning Objectives:

- Manage your practice using reports and accountability.
- Monitor the impact of insurance on your practice.
- Develop leadership skills and boundaries as a manager.



o.pearl

Thursday, January 23

Audience codes. A–assistant, D–dentist, H–hygienist, O–office staff

From Our Side of the Chair

Shannon Pace-Brinker, CDA

8:30-11:30 am (continues at 2:00)

Ballroom: BD

Audience: A



With myriads of esthetic dental materials and techniques available today, dental assistants need to be more familiar than ever with all aspects of clinical practice. Understanding treatment goals and unique treatment considerations is essential to obtaining optimal outcomes. Both contribute before, during, and after treatment delivery to foreseeing potential complications and making the process predictable. Achieving highly satisfying results should be the goal of everyone in the office, as well as the patient. This interactive lecture gives your team valuable perspectives from both sides of the chair while focusing on New Technologies, Diagnostic Records, Impressions, Isolation Techniques, Proper Matrix Use, Direct and Indirect Provisional Restorations, Cementation Techniques, Whitening Trays, Radiographic Techniques and more. Don't miss this opportunity!

Learning Objectives:

- Learn latest techniques for accomplishing important procedures in the practice.
- Realize how important your contribution is to achieving consistently great results.
- Get re-energized in your job by learning new skills and improving existing skills.

Join the UDA at the
2025 Spring Seminar

March 21, 2025
St. George, Utah

6 Live CE Hours Available
for Doctors & Hygienists

See www.uda.org for more information



**Utah Dental
Association**



Come Enjoy
the Warm Weather
and the Red Rocks!

Thursday, January 23

Audience codes. A–assistant, D–dentist, H–hygienist, O–office staff

LOCAL SPEAKER SERIES

Room: 150 G

Dentistry 3.0: How AI is Revolutionizing Practice Management & Marketing

Conner Ludlow

9:00 – 10:00 am

Audience: D, O

Join us for an insightful speaking event that promises not just learning but practical application. In this game-changing session, we explore the cutting-edge world of Dentistry 3.0, where artificial intelligence is revolutionizing many aspects of traditional dentistry. From digital marketing and practice management to content creation and clinical diagnosis, AI is setting a new standard. Uncover how AI enhances practice management by supercharging outreach and patient communication. Dive into the future of team dynamics as AI reshapes task management, streamlines processes, and boosts collaboration. This presentation will not only arm you with the knowledge to seamlessly integrate AI into your practice but also provide practical tasks, applications, and direction to implement what you learn. Elevate your service delivery, operational efficiency, and drive growth with actionable insights and hands-on guidance. Welcome to the future of dentistry!

Learning Objectives:

- Find out how AI is Changing Dental Marketing.
- Merging AI with Patient Communication.
- Staying Ahead with AI.



Helping Specialists Become More Valuable Members of Your Dental Team

Paul Benson, DMD, MD

10:30 – 11:30 am

Audience: D, H, A, O

General dental practitioners have the distinction of guiding patient care by determining their personal scope of practice then involving specialists when necessary. Establishing strong working relationships with other dental professionals and communicating how they can best work together plays a role in achieving practice goals and creating patient satisfaction. This course will discuss ways to best utilize dental specialists to create a unified dental team.

Learning Objectives:

- Establishing your leadership as the quarterback of your dental team
- Improving communication with outside practitioners
- Creating a unified plan for joint patients



Thursday, January 23

Audience codes. A–assistant, D–dentist, H–hygienist, O–office staff

HANDS-ON WORKSHOP

ACLS - Advanced Cardiac Life Support

Limited to 6 participants

Cost: \$150, must register at: www.uda.org

Micah Baker, MSN, RN, NPD-BC

8:30-11:30 am

Room: 150 C

Audience: D



This is a skills session pass off for the Advanced Cardiac Life Support certification from the American Heart Association. Participants will demonstrate the following skills according to the American Heart Association ACLS guidelines.

Learning Objectives:

- High-quality basic life support skills including chest compressions and defibrillation.
- Airway management.
- Megacode team lead.

If any one of these objectives are not performed according to AHA guidelines, the participant may have to schedule and pay for an additional skills session to complete the certification requirements.

Prior to this workshop participants must go to the AHA website then purchase (\$168) and complete the online Heartcode® ACLS materials prior to this pass off session: <https://shopcpr.heart.org/heartcode-acls>

HANDS-ON WORKSHOP

CPR and BLS Certification


Limited to 50 participants

Cost \$40, must register at: www.uda.org

Gabriel Cowley

9:00 – 10:30 am (repeats at 2:00)

Room: 151 DEF



Complete your basic lifesaving, BLS certification which is required every two years for licensure, for you and your staff while at the convention. This course will provide current information and hands-on training using the most up-to-date guidelines, CPR training simulators and automated external defibrillators. Receive your BLS certification card upon completion.

Learning Objectives:

- Learn adult and pediatric CPR, 30 compressions: 2 rescue breaths.
- Learn when to use two-rescuer scenarios and the bag mask.
- Learn to remove foreign-body airway obstructions.

Thursday, January 23

Audience codes. A-assistant, D-dentist, H-hygienist, O-office staff

TEAM LUNCHEON

Noon – 1:45 pm
Marriott City Creek Hotel
75 S West Temple
Admission by ticket only
Cost \$30 per person

Teeth and the Movies
(plus a few other things you don't really need to know)
T.C. Christensen, ASC

T.C. Christensen is a renowned American cinematographer, film director and writer. In 2010, he was invited to join the American Society of Cinematographers which is an organization of the elite directors of photography in the world. His films have won over 300 awards at film festivals around the world. His recent full-length film, *Escape from Germany* was in theaters longer than any other film in 2024. T.C. has been described as the “mentor” of *Napoleon Dynamite* by director Jared Hess.



Coming from a family of dentists, TC is in a unique position to appreciate how a director uses techniques like clothing, hair and teeth to create a character. While enjoying the fun and success that have accompanied his work, Christensen has dedicated his life to creating uplifting films.

“I look for the best stories and we have so many great stories in our history and culture that that’s where I end up finding them,” said Christensen. The whole world is his inspiration. He looks to books, art and conversations for his ideas.

T.C. is married to the lovely Katy Christensen who continues to tutor him in the finer points of putting dirty dishes into the dishwasher and closing drawers all the way.

Seating for the team luncheon is assigned when you register. Group tickets must be purchased together so you can be seated in the same area. There are 10 seats per table. Tickets will be included in attendees registration bags.

Thursday, January 23

Audience codes. A–assistant, D–dentist, H–hygienist, O–office staff

Fortune in Misfortune: A Story NOT Silenced by Stage IV Oral Cancer **Eva Grayzel, MA**

12:00-1:30 pm

Ballroom: F

Audience: D, H, A

Eva Grayzel transports dental professionals into the oral cancer patient's experience sharing riveting details about her delayed diagnosis and finding the strength to persevere through the devastating effects of radical surgery and radiation. Audiences will be motivated with new thinking about oral cancer screenings and patient education. Her compelling narrative humanizes oral cancer, inspiring audiences professionally and personally.

Learning Objectives:

- Inspire new thinking about patient communication.
- Integrate the wisdom of a survivor to enhance patient care.
- Experience through story the physical and emotional effects of a late-stage oral cancer diagnosis.



Obliterate Perio Problems with The Power of Prognosis **LaRisse Skene, DMD**

2:00 – 4:00 (continued from morning)

Ballroom: G1

Audience: H, D



Revitalize Your Practice and Life: Overcome Burnout and Reclaim Your Passion for Dentistry!

Jaren Argyle, DMD, DABDSM

2:00-4:00 PM

Room: 250 DEF

Audience: D

This exceptional course helps dentists conquer occupational burnout and find balance in their professional and personal lives. Gain the insights and tools to reignite your passion for dentistry and achieve a harmonious work-life balance. Clinical skills can only take you so far. This course will help you get strategies for a balanced career and personal life, along with techniques to combat burnout and maintain well-being. Tools to set clear, motivating goals. Insights on the value of collaboration for greater achievements. Learn why dentists struggle when there is no defined destination. Dentists need to set meaningful, achievable goals for a fulfilling life. Why is dentistry considered a caring, high achieving, perfectionist profession? Learn to manage stress, set realistic standards, and find joy without perfectionism. Break free from comparisons, foster collaboration, and celebrate individual and collective success.

Learning Objectives:

- Learn why dentists struggle when there is no defined destination.
- Learn what allows you, the dentist, to be at your best by addressing emotional and psychological challenges that will enhance your overall performance and satisfaction.
- Learn personalized analysis tools to start your revitalization journey.



Thursday, January 23

Audience codes. A=assistant, D=dentist, H=hygienist, O=office staff

Digital Treatment Options for the Fully Edentulous Patient

Mark Ludlow, DMD, MS

Time: 2:00-4:00 pm (continued from morning)

Room: 250 ABC

Audience: D, A



Not Another Emergency: Assessing and Treating Dental Emergencies in Children

David Rothman, DDS

2:00-4:00 pm

Room: 251 DEF

Audience: D, A



This course reviews the most common dental emergencies in children and their treatment including rapid neurological assessment, treatment and follow up protocols for not only what you think is an emergency but what mom and dad think are emergencies.

Learning Objectives:

- Be able to triage dental emergencies through the use of cell phones and the internet.
- Learn to prepare your office for the onslaught of emergencies Monday morning and Friday afternoon.
- Develop protocols for quick treatment and stabilization.
- Learn what's normal and not!

Biopsy Principles, Techniques & Tips for the Entire Office!

Bryan Trump, DDS, MS

2:00-4:00 pm

Ballroom: CE

Audience: D, H



This presentation will apply clinical correlation to a variety of soft tissue pathology seen in dental offices. Appropriate documentation will be considered along with a review of current terminology used in oral pathology. Biopsy principles will be reviewed. We will learn some techniques that can help make obtaining a biopsy sample less stressful. Tips for how to submit a specimen and what to expect in a pathology report will also be discussed. This is intended to be an interactive course where our collective experiences can help each of us become a better member of the oral health care team.

Learning Objectives:

- Review recommended timelines from initial observation to medical management vs surgical management.
- Learn biopsy principles to obtain the best possible outcomes for you and your patients.
- Discuss various biopsy techniques to obtain optimal diagnostic samples.

Thursday, January 23

Audience codes. A=assistant, D=dentist, H=hygienist, O=office staff

CBCT Potpourri

Martin Evers, DDS, MS

2:00-4:00 pm

Room: 251 ABC

Audience: D, H, A

A variety of Cone Beam Computed Tomography topics will be covered. Come survey 3D oral and maxillofacial anatomy in multiplanar reconstructions. Reviewing the entire data set is imperative and developing a systematic approach will decrease missed observations. What is normal? Anatomical variation? Pathology? Become more familiar with the 3D imaging modality that is becoming the new standard of care!

Learning Objectives:

- Recognize 3D anatomical landmarks.
- Develop a systematic review of the data set.
- Notice abnormalities within the scan volume.



Taking Control of Your Profitability

Jeremy Felt, DDS

2:00-4:00 pm

Ballroom: A

Audience: D

An innovative approach to organize and improve your insurance relationships and practice management (without spending more time in the office).

Learning Objectives:

- Our responsibility as CEOs is to make informed decisions in our practices.
- Tools you can use to take control of your insurance and practice finances.
- Ways to improve your insurance negotiations.



Foundations of Dental Office Management

Teresa Duncan, MS

2:00-4:00 pm (continued from morning)

Ballroom: F

Audience: D, A, O

o Pearl



From Our Side of the Chair

Shannon Pace-Brinker, CDA

2:00-4:00 pm (continued from morning)

Ballroom: BD

Audience: A



Thursday, January 23

Audience codes: A–assistant, D–dentist, H–hygienist, O–office staff

LOCAL SPEAKER SERIES

Room: 150 G

Partnering with Medicaid to Serve Low-income Utahns in Your Practice

Jennifer Strohecker, PharmD

2:00–3:00 pm

Audience: D

This presentation will give an overview of the Medicaid dental program and services so that you can effectively serve Medicaid members in your practice. At the end of this program, the learner will be more familiar with Medicaid dental policies, updates to reimbursement and how engaging with Medicaid may be easier than you think!

Learning Objectives:

- Recall Medicaid programs and services.
- Recall dental policy updates including enhanced reimbursement for selected services.



Endodontic Treatment Success Can Be All About How You Start

Jordan Christensen, DDS, MS

3:30–4:30 pm

Audience: D

With a wide array of file systems and irrigation devices, the way root canal therapy is done today varies more than it ever has. There are many ways to successfully accomplish the end goal of a clean, sealed root canal system. But regardless of what we are using at those stages of treatment, we need to have already nailed the initial steps in order to have a successful outcome. Proper imaging and planning, followed by successful local anesthesia administration will set the groundwork for positive results in both treatment outcomes and patient experience. From seeing what is really hiding behind those PA radiographs, properly assessing for case selection and game planning treatment, to providing profound anesthesia even with a “hot” tooth. Treatment success can be all about how you start.

Learning Objectives:

- Be able to assess imaging to make appropriate case selections or treatment plans.
- Understand concepts of why some teeth are challenging to numb and how to get them past threshold.
- Better appreciate the relationship between - proper case selection and appropriate anesthesia on patient experience and treatment outcomes.



Thursday, January 23

Audience codes. A–assistant, D–dentist, H–hygienist, O–office staff

HANDS-ON WORKSHOP

Local Anesthesia Technique

Limited to 24 participants.

Cost: \$35, must register at: www.uda.org

Enrique Varela, DDS

2:00–4:00 pm

Room: 150 DEF

Audience: H, D



Come practice your local anesthetic technique at this hands-on workshop! You will be guided by licensed dentists who can help give you tips and tricks to improve your technique. In this course, you will have the opportunity to demonstrate your current technique, discuss the challenges you face in obtaining profound anesthesia, and receive guidance on methods that may enhance your success. Safety needles will be used for this course. No live needles will be present.

Learning Objectives:

- Review anatomical landmarks for major nerve blocks used in dentistry.
- Utilize anatomical landmarks to help recalibrate your injection technique.
- Review your current technique and identify areas for improvement.

HANDS-ON WORKSHOP

Flap Design, Incisions, and Suturing Techniques for Periodontal Therapy

Limited to 24 participants

Cost: \$35, must register at: www.uda.org

Timothy Hempton, DDS

2:00 – 5:00 pm

Room: 151 ABC

Audience: D



Utilizing pig jaws, this course will review incisions utilized for surgical access around the natural dentition. The participant will learn techniques for flap elevation, flap repositioning and suturing for closure. Anatomical considerations associated with flap elevation, periosteal fenestration and incision closure will be reviewed. The participant will learn how to coronally advance a flap, reposition a flap, apically position a flap. Surgical instrumentation and various suture materials will be discussed.

Learning Objectives:

- Learn how to design a flap and make incisions for surgical access.
- Learn how to elevate a flap.
- Review various suture materials and suturing techniques for flap closure.

Thursday, January 23

Audience codes. A–assistant, D–dentist, H–hygienist, O–office staff

HANDS-ON WORKSHOP *CPR and BLS Certification*


Limited to 50 participants

Cost \$40, must register at: www.uda.org

Gabriel Cowley

2:00 – 3:30 pm, repeat from morning, see page 16

Room: 151 DEF



HANDS-ON WORKSHOP *ACLS - Advanced Cardiac Life Support*

Limited to 6 participants

Cost: \$150, must register at: www.uda.org

Micah Baker, MSN, RN, NPD-BC

2:00-5:00 pm

Room: 150 C

Audience: D



This is a skills session pass off for the Advanced Cardiac Life Support certification from the American Heart Association. Participants will demonstrate the following skills according to the American Heart Association ACLS guidelines.

Learning Objectives:

- High-quality basic life support skills including chest compressions and defibrillation.
- Airway management.
- Megacode team lead.

If any one of these objectives are not performed according to AHA guidelines, the participant may have to schedule and pay for an additional skills session to complete the certification requirements.

Prior to this workshop participants must go to the AHA website then purchase (\$168) and complete the online Heartcode® ACLS materials prior to this pass off session: <https://shopcpr.heart.org/heartcode-acls>



Thursday, January 23

Audience codes. A–assistant, D–dentist, H–hygienist, O–office staff

HANDS-ON WORKSHOP

Modern Monolithic Injection Molded Composite Dentistry: Concepts-Materials-Instruments-Techniques

Limited to 40 participants

Cost: \$35, must register at: www.uda.org

David Clark, DDS

2:00 – 5:00 pm

Room: 151 G

Audience: D, A



Additive dentistry is quite simply fun to do! Say goodbye to layering, condensing, and burnishing! Join Dr Clark to experience a unique approach to modern resin dentistry. Participants will perform injection molding to create ideal margins, rounded emergence profiles, and mirror smooth restorations in both Anterior Black Triangle, and Posterior Class II exercises.

Learning Objectives:

- The 6 steps to achieve rock solid posterior composite contacts in even the most difficult cases.
- How can you best combine flowable and regular composites with the injection molding technique, and when to use bulkfills.
- Treating the dreaded black triangle, especially common after tray aligner therapy.
- How to handle heated composites.

HANDS-ON WORKSHOP

Anatomy Flashback: What you NOW realize you really needed to know!

Limited to 24 participants

Cost: \$35, must register at www.uda.org

Wayne Cottam, DMD, MS

2:00-5:00 pm

Room: 150 AB

Audience: D



This course will review important relevant head and neck anatomy critical for accomplishing common procedures and therapies in dental practices. This fast-paced session will include hands on, active learning with high quality artificial skulls and interactive activities and learning. Topics will include: a review of innervation and blood supply to the oral cavity; a review of the relevant anatomy related to anesthetic injections; attachments, actions, and innervation of the muscles of mastication; basic TMJ anatomy and relevant anatomy of the floor of the mouth, tongue, palate and paranasal sinuses.

Learning Objectives:

- Describe the origin and course of the blood supply and innervation to the bone, gingiva and teeth of the mandible and maxilla, the tongue and palate.
- Describe the attachments and actions of all 5 of the muscles of mastication.
- Describe the functional anatomy of the TMJ.
- Describe the surgical anatomy of the floor of the mouth.



Thursday, January 23

Audience codes. A-assistant, D-dentist, H-hygienist, O-office staff

Scientific Poster Session

3:00 – 5:00 pm

Learn about exciting strides being made in our profession by understanding the latest research being conducted at our local dental education programs. Show your support of the dental students and residents in our state, by attending the scientific poster presentations. The Poster Session is an opportunity to hear from student clinicians preparing to present their dental research at the American Academy of Dental Research annual meeting. Also, learn from local dental residents sharing current research and clinical practices. Attend and observe these presentations to receive 1 hour CE credit.



Back of Exhibit Hall C
Thursday, January 23, 2025
Earn 1 Hour of CE Credit

SAVE THE DATE

JANUARY
29 & 30
2026

SALT PALACE CONVENTION
CENTER

2026 UDA
CONVENTION



Utah Dental
Association

Thursday, January 23

Audience codes. A-assistant, D-dentist, H-hygienist, O-office staff



**Utah Dental
Association**

JOIN THE UDA NEW DENTIST COMMITTEE & UDA BOARD

**At the New Dentist
Networking Event**

Thursday, January 23

4:00 PM

North East Corner of the Exhibit Hall



**ALL DENTISTS ARE WELCOME,
IN ADDITION TO D3 AND D4
DENTAL STUDENTS**

Ice Cream Social

3:00-5:00 pm

In the back of the Exhibit Hall



UDA Reference Committee

4:30 - 5:30 pm

Room: 254

**Exhibit Hall Closes
5:00 pm**

Friday, January 24

Audience codes. A-assistant, D-dentist, H-hygienist, O-office staff

Exhibit Hall Opens 8:30 am

International College of Dentists and American College of Dentists

7:00 am breakfast

Marriott City Creek, 75 S West Temple, Salt Lake

ICD Contact: Dr Keith Warr: kwarr@warrdental.com or text: 801-870-9719

ACD Contact Dr David B Prince: dbprinceds@hotmail.com or text: 801-234-0101.

Dental Sedation Practices: Ensuring Quality and Safety in Utah **Dulce Boucher, MD**

8:30-11:30 am (continues at 2:00)

Room: 250 DEF

Audience: D

This course qualifies for DOPL's sedation specific CE requirements.

This comprehensive course is designed to equip dental professionals with the knowledge necessary to safely and effectively administer minimal to moderate sedation for dental procedures.

This course will cover essential aspects of sedation, from foundational principles to emergency management strategies. Participants will gain an in-depth understanding of sedation states, who should be a part of the sedation team, appropriate patient selection, and use of medications and reversals, alongside practical insights into setting up and maintaining a safe sedation environment. Through case-based scenarios, we will integrate theoretical knowledge with practical application, offering a thorough grounding in both the principles and practices of sedation, ensuring attendees will be better prepared to handle both routine and emergency situations.

Learning Objectives:

- Define and Differentiate Sedation States
- Implement Safe Sedation Practices
- Handle Emergency Situations



Friday, January 24

Audience codes. A–assistant, D–dentist, H–hygienist, O–office staff

The Great Tooth Killer: Cracked Teeth Prevention, Diagnosis, and Treatment

David Clark, DDS

8:30–11:30 am

Room: 251 DEF

Audience: D

Currently the diagnosis and treatment of cracked and fractured teeth is largely symptom based and is therefore often a sad, end stage diagnosis. The fracturing process is one of dentistry's last great mysteries and is poorly understood throughout the generalist and specialist dental community. In this engaging and entertaining lecture, you will learn to understand and diagnose pathologic cracks utilizing magnification and other modalities and treat long before symptoms arise, or the tooth becomes unsalvageable. Dr. Clark will teach routine identification of early cracks and teach the Clark Class II saucer shaped nonretentive preparation and Fissurotomy Class I that are a significant departure from the G.V. Black preparations that are a leading cause of cracked teeth. He will share his published approach to diagnosis based on 16X magnification, step by step predictable treatment, endodontic and periodontal implications, and when to extract.

Learning Objectives:

- Have confidence identifying early tooth fracturing based on high level magnification.
- Learn why new Class II cavity preparations and other modalities are crucial to prevent eventual tooth fracture.
- Understand the Fissurotomy, Calla Lilly and Overlay preparations for Class I restoration.



Herr Roentgen and Dr. Walkhoff—Look What You Started Now—Today's FMX.

Martin Evers, DDS, MS

8:30–11:30 am

Ballroom: CE

Audience: A, D, H

Intraoral image acquisition and interpretation. Have you ever been frustrated getting that desired image? Don't miss this opportunity to review foundational principles that will help you achieve diagnostic images with fewer retakes. We'll also review visualized anatomy and tools to identify potential pathology. Come improve your diagnostic abilities. The entire dental team and your patients will benefit from it!

Learning Objectives:

- Review techniques for image acquisition.
- Explore characteristics of diagnostic images.
- Investigate potential abnormal findings.



Temporomandibular Joint Disorders (TMD)

Gary Lowder DDS

9:00–11:00 am

Room: 250 ABC

Audience: D

My ENT physician told me that I have TMJ and should see my dentist. Do you treat that in your office? How do you respond? Do you feel comfortable addressing this patient's concerns? What do you need to know to provide appropriate care for these patients' TMJ



Friday, January 24

Audience codes. A–assistant, D–dentist, H–hygienist, O–office staff

complaints? Does TMJ therapy fit into your office routine? There are straight forward answers to all these questions. Learn about the satisfaction of caring for these patients and integrating diagnosis and treatment into your practice.

Learning Objectives:

- Attendees will learn the basics of exam, diagnosis and treatment of TMD.
- Attendees will be able to describe proper design and function of splints for creating orthopedic stability of the TMJ and masticatory muscles.
- Attendees will gain confidence and competence in providing care for TMD patients.

The Periodontal Co-therapist: Practical Periodontology for the RDH

Timothy Hempton, DDS

8:30-11:30 am

Ballroom: G1

Audience: H

In addition to providing patient care, dental hygienists educate and advise their patients regarding etiology/risk factors, proposed therapeutic options and the treatment experience. This program will present documentation of various clinical cases treated with surgical therapy and non-surgical therapy. These cases will illustrate how contemporary periodontal therapy can be utilized to provide health, restore the periodontium and improve esthetics for our patients. Scientific evidence supporting the periodontal therapy used in each clinical case is examined.

Learning Objectives:

- Review systemic and local risk factors for the development of periodontal disease.
- Understand the impact of non-surgical therapy on the subgingival biofilm.
- Discover the value of systemic and locally delivered antibiotics in attachment gain.
- Assess the limitations of non-surgical debridement and indications for surgical intervention.



Simplifying the 2018 Classification of Periodontitis

David Okano, DDS, MS

9:00 -11:00 am

Ballroom: A

Audience: D, H

The release of the “new” classification of periodontitis in 2018 created a paradigm shift for dental clinicians. Patients with attachment loss (e.g. bone loss) are now categorized based on multiple factors, not just the amount of loss at a point in time.

This presentation will simplify the means of interpreting periodontal examination findings so as to “stage” and “grade” periodontitis. Determining the stage and grade is important to determine the “risk” for future periodontal destruction. This will allow for a personalized dentistry approach for treatment, thus allowing for optimal management of periodontitis.

Learning Objectives

- Understand the clinical findings that place patients into a particular stage and grade of periodontitis.



Friday, January 24

Audience codes. A–assistant, D–dentist, H–hygienist, O–office staff

- Recognize factors that place patients at greater “risk” for progression of periodontitis.
- Determine how staging and grading of periodontitis can guide the management of periodontitis.

Hygiene Shouldn't be a Pain in the Neck: Essential Ergonomic Guidelines for a Long and Healthy Career

Dr. Bethany Valachi, PT, DPT, MS, CEAS

8:30–11:30 am

Ballroom: BD

Audience: H



A staggering 80% of hygienists who retire early are forced to, due to work-related pain. Dr. Valachi brings powerful research to this seminar that focuses on ergonomics and strategies to help dental hygienists prevent pain and extend their careers. Hygienists are uniquely prone to painful muscle imbalances in the neck and shoulder that can be effectively treated with proper equipment selection, adjustment and positioning. Hygienists will walk away with techniques they can apply immediately in the operator and at home to work more comfortably and improve quality of life.

Learning Objectives:

- Identify the 3 ergonomic criteria to select dental loupes that will improve their neck health...not make it worse!
- Properly position operator, patient, chair, headrest and lighting for treating different quadrants of the mouth.
- Correctly use special positioning aids to treat difficult patients.



Coding and Insurance Skills

Teresa Duncan, MS

8:30–11:30 am (continues at 2:00)

Ballroom: F

Audience: O, D, A



Insurance is an important part of your office's revenue cycle, but it does not need to overwhelm your daily routine. Effective insurance coordinators have set up systems and are constantly flexible with their learning. Manage your information and your claims to minimize delays and rejections. This course is perfect for all team members who want to work together to get your claims paid! Experienced coders will benefit from the documentation and updated codes section.

Learning Objectives:

- Establish guidelines to build an effective insurance system.
- Navigate evolving documentation requirements to stay ahead of industry changes.
- Develop conversation skills to help your patients better understand their benefits.

o.pearl

Friday, January 24

Audience codes. A-assistant, D-dentist, H-hygienist, O-office staff

LOCAL SPEAKER SERIES

Room: 150 G

Making the Most of Your Income - Now and Later

Cynthia Mattson, CPA

9:00-10:00 am

Audience: D

A little planning now can have a BIG impact on your finances at retirement. Knowing what to focus on and what tools are available to you as a Dental Practice Owner can provide tremendous flexibility as you plan for your financial future. In this session we will highlight how to structure your finances to ensure that you are diversifying your portfolio, managing your risks and costs, and investing in a way that is as tax efficient as possible. Cynthia will be presenting with EQUITABLE Advisors: Kyle Daniels, Mitchell Bortolotto, and Michael Garrigan.



Learning Objectives:

- You will understand how tax efficient and non-taxable are different.
- You will learn the current trend in investing while maximizing your profits and minimizing your risks.
- You will understand the choices you have in preparing for retirement.

Navigating the Legal Landscape of Dentistry:

Safeguarding Your Practice and Well-Being

Jack Guenon, BS

Sharilee Scheller

Kelli Jacobsen

10:30-11:30 am

Audience: D, H

In this course, you'll explore the essential statutes and rules that govern the practice of dentistry, uncovering common pitfalls that can lead to disciplinary action. We'll dive into the complexities of controlled substance management, the Drug Quality and Security Act, and the operational standards for compounding. Beyond legalities, we'll emphasize the critical role of self-care in maintaining a successful practice—understanding how neglecting your health can not only impact your well-being but also put your career at risk. Learn how to proactively protect both your professional and personal life by understanding when and how to self-report to UPHP before issues escalate to a DOPL investigation.



Learning Objectives:

- Administration Vs Dispensing Controlled Substance.
- Drug Quality and Security Act.
- Operation Standards-Compounding.
- UPHP (Self Report before it comes to DOPL Investigation).
- Practice outside the scope of DOPL Investigations.
- Recommendations/Best Practices to keep DOPL from conducting investigation on your practice.

Friday, January 24

Audience codes. A-assistant, D-dentist, H-hygienist, O-office staff

HANDS-ON WORKSHOP

Restoring the Primary Molar: from caries detection to pulp therapy and MID restorations (sometimes crowns)

Limited to 40 participants

Cost: \$50, must register at: www.uda.org

David Rothman, DDS

8:30-11:30 am

Room: 151 ABC

Audience: D



You treat mega adult cases with implants and prostheses, but you're scared of a baby tooth attached to a 5-year-old. When confronted with a bombed out primary tooth, which way to turn: extract or restore? How about if you catch it before it becomes a carious lesion? This workshop reviews and practices the newest in early demineralization detection, MID, CTR, NCTR as well as skills in pulp therapy, esthetic restorations, stainless steel crowns and if all else fails, space maintenance. Treatment is performed on typodonts with pulped primary teeth.

Learning Objectives:

- Develop options for treatment of the primary molar other than no treatment or extraction.
- Get hands-on experience with white spot and caries detectors.
- Prepare and perform indirect pulp caps and pulpotomies on primary typodont teeth with pulps.
- Practice restoring teeth with RMGI, composite, SSC or Zirconia preformed crowns.

HANDS-ON WORKSHOP

Anatomy Flashback: What you NOW realize you really needed to know!

Limited to 24 participants

Cost: \$35, must register at www.uda.org

Wayne Cottam, DMD, MS

8:30-11:30 am

Room: 150 AB

Audience: D



This course will review important relevant head and neck anatomy critical for accomplishing common procedures and therapies in dental practices. This fast-paced session will include hands on, active learning with high quality artificial skulls and interactive activities and learning. Topics will include: a review of innervation and blood supply to the oral cavity; a review of the relevant anatomy related to anesthetic injections; attachments, actions, and innervation of the muscles of mastication; basic TMJ anatomy and relevant anatomy of the floor of the mouth, tongue, palate and paranasal sinuses.

Learning Objectives:

- Describe the origin and course of the blood supply and innervation to the bone, gingiva and teeth of the mandible and maxilla, the tongue and palate.
- Describe the attachments and actions of all 5 of the muscles of mastication.
- Describe the functional anatomy of the TMJ.
- Describe the surgical anatomy of the floor of the mouth.

Friday, January 24

Audience codes: A-assistant, D-dentist, H-hygienist, O-office staff

HANDS-ON WORKSHOP

Local Anesthesia Technique

Limited to 24 participants.

Cost: \$35, must register at: www.uda.org

Enrique Varela, DDS

8:30-10:30 am

Room: 150 DEF

Audience: H, D



Come practice your local anesthetic technique at this hands-on workshop! You will be guided by licensed dentists who can help give you tips and tricks to improve your technique. In this course, you will have the opportunity to demonstrate your current technique, discuss the challenges you face in obtaining profound anesthesia, and receive guidance on methods that may enhance your success. Safety needles will be used for this course. No live needles will be present.

Learning Objectives:

- Review anatomical landmarks for major nerve blocks used in dentistry.
- Utilize anatomical landmarks to help recalibrate your injection technique.
- Review your current technique and identify areas for improvement.

HANDS-ON WORKSHOP

From Our Side of the Chair - Workshop #1

Limited to 150 participants.

Cost: \$35, must register at: www.uda.org

Shannon Pace-Brinker, CDA

8:30-11:30 am

Room: 251 ABC

Audience: A



Come experience hands-on learning with Shannon Pace Brinker, CDA and her amazing team of dental assisting experts. Register for one or both workshops; different topics will be covered in each. Learn about and receive new products to take home and incorporate into the practice. Become the best dental assistant you can be through participating in these workshops. Bring increased value to your dental practice! During this morning workshop you will rotate through various workstations and gain valuable hands-on experience.

Learning Objectives:

- Digital Photography.
- Impression Techniques.
- Infection Control and Sterilization Techniques.
- Posterior Provisionals.
- Digital Scanning and Printing.

Friday, January 24

Audience codes: A-assistant, D-dentist, H-hygienist, O-office staff

HANDS-ON WORKSHOP

ACLS - Advanced Cardiac Life Support

Limited to 6 participants

Cost: \$150, must register at: www.uda.org

Micah Baker, MSN, RN, NPD-BC

8:30-11:30 am

Room: 150 C

Audience: D



This is a skills session pass off for the Advanced Cardiac Life Support certification from the American Heart Association. Participants will demonstrate the following skills according to the American Heart Association ACLS guidelines.

Learning Objectives:

- High-quality basic life support skills including chest compressions and defibrillation.
- Airway management.
- Megacode team lead.

If any one of these objectives are not performed according to AHA guidelines, the participant may have to schedule and pay for an additional skills session to complete the certification requirements.

Prior to this workshop participants must go to the AHA website then purchase (\$168) and complete the online Heartcode® ACLS materials prior to this pass off session: <https://shopcpr.heart.org/heartcode-acls>

HANDS-ON WORKSHOP

CPR and BLS Certification


Limited to 50 participants

Cost \$40, must register at: www.uda.org

Gabriel Cowley

9:00 – 10:30 am (repeats at 2:00)

Room: 151 DEF



Complete your basic lifesaving, BLS certification which is required every two years for licensure, for you and your staff while at the convention. This course will provide current information and hands-on training using the most up-to-date guidelines, CPR training simulators and automated external defibrillators. Receive your BLS certification card upon completion.

Learning Objectives:

- Learn adult and pediatric CPR, 30 compressions; 2 rescue breaths.
- Learn when to use two-rescuer scenarios and the bag mask.
- Learn to remove foreign-body airway obstructions.
- Master automated external defibrillation.

Friday, January 24

Audience codes. A-assistant, D-dentist, H-hygienist, O-office staff

The Alliance to the Utah Dental Association will be hosting.

Dental Alliance Service Project: Serving Up Smiles

The Alliance of the Utah Dental Association
invites ALL to participate in a service project
assembling dental hygiene kits.

Friday, January 24, 2025

11:30-1:30

Meet at the Marriott City Creek Hotel,
75 S West Temple, Salt Lake

Lunch will be \$25 which does not include the registration fee
if you want to attend the convention speakers.

You may pay and register with your Dentist registration,
or thru Venmo @audautah

For questions, please email Sharon Wiest: sharonwiest@gmail.com

University of Utah School of Dentistry Alumni Association Luncheon

Friday, January 24, 2025

11:30 am-1:30 pm

Location: Marriott City Creek Hotel, 75 S West Temple, Salt Lake
RSVP required.

Contact Mary Neville, (mary.neville@hsc.utah.edu, 801.646.4656) to RSVP or if you
have any questions or concerns.

Please stop by the University of Utah booth during the conference.

All are welcome!



Utah Pediatric Dental Association Meeting

12:00 - Lunch

Salt Palace Convention Center, Room 254

Contact Dr. Boyd Simkins castlecreekpd@gmail.com

RSVP is required



Friday, January 24

Audience codes. A-assistant, D-dentist, H-hygienist, O-office staff

The Pearls of Perio Hygiene

Gayle Masters, RDH

12:00-1:30 pm

Room: F

Audience: H

Learn to recognize common oral conditions and connect the dots between systemic conditions and oral health.

Learning Objectives:

- Learn to evaluate and treat periodontal disease non-surgically.
- Learn how to recognize the signs and symptoms of cracked teeth and how a dentist treats them.
- Learn the 5 reasons implants fail and ways to prevent failure.



Tips and Tricks for Treating Kids

David Rothman, DDS

2:00-4:00 pm

Room: 251 DEF

Audience: D, H, A

Can't seem to remember whether it's ZOE, CaOH₂, MTA or guano for pulpotomies? Composite, amalgam, GI or RMGI? Pulpectomy or pulpotomy? Local, block or topical? Do we have too many choices when all we need is speed and a healthy tooth that needs to last a few years? How do you calm little Sally down when she's hanging from the overhead light and mommy is trying to negotiate? Daddy can't get 2-year-old Johnny to brush his teeth every day though little Johnny understands everything and is WAY above average. How is it possible little Avery has caries when all he/she/they eats is healthy organic cheerios, drinks healthy homemade fizzy water and organic fruits and vegetables? A few little practical and EBD pediatric tidbits to get you through the day in this time of overscheduled, under parented, inconsistent child raising with the breakdown of routines because of Covid 19 and of course, Gumbalina Toothington.

Learning Objectives:

- Learn what causes carious lesions in children (it's not that simple!)
- Determine which intervention, chemotherapeutic or restorative technique, can be used.
- Learn the new alphabet of treatment options.



Dental Sedation Practices: Ensuring Quality and Safety in Utah

Dulce Boucher, MD

2:00- 4:00 pm (continues from morning)

Room: 250 DEF

Audience: D



Friday, January 24

Audience codes. A–assistant, D–dentist, H–hygienist, O–office staff

Protocols for Peri-implant Health: Why Implants & Tissues May Have Issues

Timothy Hempton, DDS

2:00– 4:00 pm

Ballroom: G1

Audience: D, H

Implant therapy is, under the appropriate circumstances, a viable and predictable treatment modality. In addition to providing maintenance for previously placed dental implants, the dental hygienist frequently confers with patients who are considering implant therapy as an option to replace missing teeth. This course will review maintenance for implants with healthy Peri-implant tissues and implants presenting with Peri-implant disease. In addition, to facilitate a better understanding of the overall process of implant dentistry, the basics of surgical placement, bone grafting, prosthetic options, anatomical concerns and systemic factors will also be reviewed.

Learning Objectives:

- Review and assess techniques and instrumentation for implant maintenance.
- Review anatomical concerns and systemic factors associated with implant therapy.
- Describe the etiology, clinical appearance and management of problematic implants.



Dental Sleep Medicine (DSM)

Gary Lowder DDS

2:00– 4:00 pm

Room: 250 ABC

Audience: D

I heard that there is a dental mouthpiece for patients with sleep apnea who can't tolerate using CPAP. What can you tell me about it and how successful is it? These questions are more common than ever before. Poor sleep quality and low blood oxygen levels in the body can cause serious health conditions. Are you ready to address this challenge for your patients in your office? How do you start, and will it work for your office routine?

Learning Objectives:

- Attendees will learn basic concepts, responsibilities and the application of dental sleep medicine (DSM).
- Attendees will be able to describe the purpose, design and function of mandibular advancement devices (MAD) used in dentistry.
- Attendees will begin to gain confidence and competence in providing care for obstructive sleep apnea (OSA) patients.



Friday, January 24

Audience codes. A=assistant, D=dentist, H=hygienist, O=office staff

Meeting and Greeting the Pulp: "What's New When Visiting an Old Friend?"

John Wisniewski, DMD, MS

2:00- 4:00 pm

Room: 253 AB

Audience: D



Vital pulp therapy for permanent teeth is a new emerging technique in the field of endodontics to preserve the vitality and function of the dental pulp. In a landmark position paper (May, 2021), the American Association of Endodontists (AAE) states, "Vital pulp therapy (VPT) techniques preserve the vitality and function of the dental pulp after injury resulting from trauma, caries, or restorative procedures." The AAE indicates that traditionally, VPT procedures have only included indirect or direct pulp capping, and partial or complete pulpotomy and that the focus of VPT procedures for many years was solely on the preservation of the radicular pulp in immature adult teeth to assist in the completion of root formation (apexogenesis). Furthermore, the AAE states that the focus of VPT should now be much broader and states, "practitioners may have treatment options to consider other than pulpectomy or root canal therapy (RCT) in mature teeth, including teeth previously thought to have irreversibly inflamed pulps." General dentists should be aware of this is a paradigm shift in the field of endodontics and be prepared to offer this treatment option to their patients.

Learning Objectives:

- Understand and Describe the Criteria for Case Selection for Vital Pulp Therapy.
- Describe the Steps in Performing a Vital Pulp Therapy Clinical Procedure.
- Incorporate Vital Pulp Therapy as a Treatment Option into their General Dentistry Practice.

PANOs Made Easy

Martin Evers, DDS, MS

2:00- 4:00 pm

Ballroom: CE

Audience: D, H, A



A panoramic imaging refresher including the basics of image acquisition. Panoramic patient positioning errors are common in dental practices. We'll demonstrate how to fix those. Panoramic anatomy will be explored. Radiographic signs that can help identify pathology will also be covered. What's in your image? Learn with the entire dental team!

Learning Objectives:

- Recognize patient positioning errors.
- Survey anatomical landmarks.
- Scrutinize the image for potential abnormal findings.

Friday, January 24

Audience codes: A--assistant, D--dentist, H--hygienist, O--office staff

Fitness 101 for Dental Hygienists: Secrets for Comfort and Career Longevity

Dr. Bethany Valachi, PT, DPT, MS, CEAS

2:00- 4:00 pm

Ballroom: BD

Audience: H



Have you tried exercise regimens, personal trainers, physical therapists, chiropractors and massage therapists, but does your pain persist? This course is for YOU! In this interactive seminar, Dr. Valachi introduces a special system of evidence-based exercise, pain therapy, self-treatment interventions to help dental professionals take control of their own health and extend their careers. Attendees will actively participate in this dynamic seminar and discover muscle imbalances to which they are uniquely prone in the profession and how to select corrective therapeutic exercise. Generic exercise routines that aren't a problem for the general public (Pilates, yoga, P90X and CrossFit) can throw dental team members into the vicious pain cycle and must be modified. Discover how to release painful accumulated tension in muscles with easy self-treatment strategies.

Learning Objectives:

- How to develop a customized exercise program specifically for dental professionals.
- How to identify generic exercises that can create and worsen pain syndromes.
- Which pain therapies/treatments are most effective, based on the current research.



From Reels to Real Results: Leveraging Instagram and TikTok for Dental Marketing

Adrian Lefler, BA

2:00-4:00 pm

Ballroom: A

Audience: D, O



As social media continues to shape consumer behavior, platforms like Instagram and TikTok have emerged as powerful tools for dental practices. Instagram, with its robust engagement and visually driven content, and TikTok, with its emphasis on short-form video and viral potential, offer unique opportunities to connect with your audience in meaningful ways.

This presentation will guide you through effective strategies for growing your following, creating engaging content, and utilizing influencer marketing to enhance your practice's visibility and credibility. You'll learn how to harness the power of short-form video content through Instagram Reels and TikTok to drive patient engagement and practice growth.

Learning Objectives:

- Learn what types of content resonate most with Instagram and TikTok users, including trending topics and visually appealing formats, to boost engagement and follower growth.
- Gain practical steps and tools to create compelling content on both Instagram and TikTok, with insights from successful practices that have seen significant growth in their online presence.

Friday, January 24

Audience codes: A–assistant, D–dentist, H–hygienist, O–office staff

- Learn how to use Instagram and TikTok to showcase your practice's culture, fostering a positive team environment and connecting with your local community in an engaging and vibrant way.

Coding and Insurance Skills Workshop

Teresa Duncan, MS

2:00–4:00 pm (Continued from morning)

Ballroom: F

Audience: O, D, A

o Pearl



LOCAL SPEAKER SERIES

Room: 150 G

Using Fiber Optic Pins to Anchor Restorations

Jeremy Ellis, DDS

1:30–2:30 pm

Audience: D

Dr Ellis will show an innovative technology using custom fiber optic pins to secure composite restorations to the tooth structure. Learn the science behind this technology and why this should be in your practice.

Learning Objectives:

- Why use fiber optic pins?
- How does the fiber optic pin deliver curing light to the deepest part of the preparation?
- Why does the fiber optic pin's chemistry allow it to move with the tooth?



Riding the Consolidation Wave: Pros and Cons of a DSO vs DPG (Dental Partnership Group), or Private Practice

Bryant Gibby, BS

Weston Spencer, DDS

3:00 – 4:00 pm

Audience: D

The objective of this course would be to teach the attendees the pros and cons of practicing privately as opposed to joining a group or DSO. There is a lot of consolidation in the dental industry and practice owners are finding it difficult to compete and stay profitable. Because of this, they are looking for a better, more efficient way to practice.

Learning Objectives:

- Deal Structure comparison of a DSO vs a DPG.
- Financial Upside to the practice owner when joining a DSO or DPG vs staying private practice.
- Differences in autonomy comparing the 3 options.



Friday, January 24

Audience codes. A-assistant, D-dentist, H-hygienist, O-office staff

HANDS-ON WORKSHOP

Modern Monolithic Injection Molded Composite Dentistry: Concepts-Materials-Instruments-Techniques

Limited to 40 participants

Cost: \$35, must register at: www.uda.org

David Clark, DDS

1:30-4:30 pm

Room: 151 G

Audience: D



Additive dentistry is quite simply fun to do! Say goodbye to layering, condensing, and burnishing! Join Dr Clark to experience a unique approach to modern resin dentistry. Participants will perform injection molding to create ideal margins, rounded emergence profiles, and mirror smooth restorations in both Anterior Black Triangle, and Posterior Class II exercises.

Learning Objectives:

- The 6 steps to achieve rock solid posterior composite contacts in even the most difficult cases.
- How can you best combine flowable and regular composites with the injection molding technique, and when to use bulkfills.
- Treating the dreaded black triangle, especially common after tray aligner therapy.
- How to handle heated composites.

HANDS-ON WORKSHOP

From Our Side of the Chair - Workshop #2

Limited to 150 participants.

Cost: \$35, must register at: www.uda.org

Shannon Pace-Brinker, CDA

1:30-4:30 pm

Room: 251 ABC

Audience: A



Experience hands-on learning with Shannon Pace Brinker, CDA and her amazing team of dental assisting experts as they cover additional topics during this fast-paced afternoon workshop. Learn about and receive new products to take home and incorporate into the practice. Become the best dental assistant you can be through participating in these workshops. Bring increased value to your dental practice! During this afternoon workshop you will rotate through various workstations and gain valuable hands-on experience.

Learning Objectives:

- Anterior Provisionals.
- Whitening: Pre-Filled Strips, Custom Tray, and In Office.
- Hemostasis, Laser and Cord Packing.
- Sealants and Fluoride
- Digital Radiography

Friday, January 24

Audience codes: A-assistant, D-dentist, H-hygienist, O-office staff

HANDS-ON WORKSHOP

Local Anesthesia Technique

Limited to 24 participants.

Cost: \$35, must register at: www.uda.org

Enrique Varela, DDS

2:00-4:00 pm (repeat from morning)

Room: 150 DEF

Audience: H, D



HANDS-ON WORKSHOP

ACLS - Advanced Cardiac Life Support

Limited to 6 participants

Cost: \$150, must register at: www.uda.org

Micah Baker, MSN, RN, NPD-BC

2:00-5:00 pm

Room: 150 C

Audience: D

This is a skills session pass off for the Advanced Cardiac Life Support certification from the American Heart Association. Participants will demonstrate the following skills according to the American Heart Association ACLS guidelines.

Learning Objectives:

- High-quality basic life support skills including chest compressions and defibrillation.
- Airway management.
- Megacode team lead.



If any one of these objectives are not performed according to AHA guidelines, the participant may have to schedule and pay for an additional skills session to complete the certification requirements.

Prior to this workshop participants must go to the AHA website then purchase (\$168) and complete the online Heartcode® ACLS materials prior to this pass off session: <https://shopcpr.heart.org/heartcode-acls>

HANDS-ON WORKSHOP

CPR and BLS Certification


Limited to 50 participants

Cost \$40, must register at: www.uda.org

Gabriel Cowley

2:00 – 3:30 pm, repeat from morning, see page 34

Room: 151 DEF



Friday, January 24

Audience codes. A–assistant, D–dentist, H–hygienist, O–office staff

HANDS-ON WORKSHOP

2018 Classification of Periodontal Conditions

Limit to 24 participants

Cost: \$35, must register at: www.uda.org

David Okano, DDS, MS

2:00–4:00 pm

Room: 150 AB

Audience: D, H



The release of the “new” classification of periodontitis in 2018 created a paradigm shift for dental clinicians. Patients with attachment loss (e.g. bone loss) are now categorized based on multiple factors, not just the amount of loss at a point in time. This presentation will simplify the means of interpreting periodontal examination findings so as to “stage” and “grade” periodontitis. Determining the stage and grade is important to determine the “risk” for future periodontal destruction. This will allow for a personalized dentistry approach for treatment, thus allowing for optimal management of periodontitis.

Learning Objectives:

- Understand the clinical findings that place patients into a particular stage and grade of periodontitis.
- Recognize factors that place patients at greater “risk” for progression of periodontitis.
- Determine how staging and grading of periodontitis can guide the management of periodontitis.

UDA House of Delegates

4:30 – 6:30 pm

Room: 254

Exhibit Hall Closes

4:00 pm



Thank You To Our Convention Sponsors

THANK YOU TO OUR CO-SPONSOR

MY PRACTICE
MY BUSINESS

o.pearl

THANK YOU TO OUR GOLD LEVEL SPONSOR

dandy

oo weave

THANK YOU TO OUR SPEAKER CO-SPONSOR

Dentsply
Sirona

o.pearl

ANDAU MEDICAL

UDA Board of Directors



Len Aste, DDS
UDA President



Rodney Thornell, DMD
UDA President elect



Richard Fisher, DMD
UDA Treasurer



Randell Capener, DMD
UDA Secretary



Mark Taylor, DDS
UDA Past President



Scott Theurer, DMD
ADA Delegate



Darren Chamberlain,
DDS
ADA Delegate



James Bekker, DMD
ADA Delegate



Laura Kadillak, DDS
*ADA Alternate
Delegate*

UDA Convention Scientific Committee



Shaylee Avery, DDS
Scientific Chair



Jerald Boseman, DDS
Coordinator



Cody Calderwood, DDS
Predental liaison



David P Christensen, DDS
Hosts



Rebecca Schneider, DDS
Hosts



Cody Boseman, DDS
Exhibits



Craig Olson, DDS
Marketing



Lynn Powell, DDS
Hotels



James Keddington, DDS
U of U School Liaison



David Prince, DDS
Roseman School Liaison

STUDENT REPS



Summer Furrer
University of Utah



Isabella Augustine
Roseman University

UDA Past Presidents

1891	A Scott Chapman	1935	William Wood	1980	James D Ashman
1892	A Scott Chapman	1936	Wendell W Merrill	1981	David S Taylor
1893	A Scott Chapman	1937	Earl W Lambert	1982	John A Matis
1894	A Scott Chapman	1938	Edwin B Thatcher	1983	John M Bevan
1895	Henry A Whitney	1939	Madison W Merrill	1984	Vern B Eyre
1896	Henry A Whitney	1940	Kenneth W Merrill	1985	Gary L Matthews
1897	Alma B Dunford	1941	Levon O Halgren	1986	Robert S Sumner
1898	George Ellerback	1942	Dee L Folsom	1987	Richard O Petty
1899	Ernest A Tripp	1943	D Arthur Jones	1988	Clair R Hopkins
1900	Ernest A Tripp	1944	Curtis G Green	1989	Brian F Thornley
1901	Ernest A Tripp	1945	Carl M Decker	1990	John L Chambers
1902	Ernest A Tripp	1946	William S Moyes	1991	Jerry B Black
1903	William G Dalrymple	1947	Martin G Kuhre	1992	C Brook Olson
1904	William G Dalrymple	1948	Preston L Jones	1993	A J Smith
1905	William G Dalrymple	1949	Sanford Ballinger	1994	Karl R Koerner
1906	D N Smith	1950	Douglas Pincock	1995	Thomas A Page
1907	Fred W Meakin	1951	W Les Warburton	1996	Neal B Evans
1908	Styles W Wherry	1952	Bruce P McBride	1997	Gerald S Summerhays
1909	H K Webber	1953	Harold E Nelson	1998	Stephen S Morgan
1909	Oliver H Budge	1954	William G Burdett	1999	Norman K Rounds
1910	Roy E Wight	1955	DaCosta Clark	2000	James N Ence
1911	Claude Gates	1956	Leslie A Poulson	2001	Brian L Lundberg
1912	Joseph H Grant	1957	Marcus C Funk	2002	Alexander B Larsen
1913	Wesley J Davis	1958	Kenneth L Dedekind	2003	J Jerald Boseman
1914	Sam B Thatcher	1959	Russell B Petty	2004	Rand T Mattson
1915	Arthur C Wherry	1960	Moses H Thatcher	2005	Mark B Blaisdell
1916	Arthur C Wherry	1961	Frederick R Hardy	2006	Ron S Bowen
1917	Harry W Davis	1962	A Lemoyne Petersen	2007	Jon G Fuller
1918	D N White	1963	Alfred Ridge	2008	Gary L Crawford
1919	William H Petty	1964	William C Crockatt	2009	James M Williamson
1920	N H Nelson	1965	Todd M Burton	2010	Mark V Cowley
1921	William A Squires	1966	Reese B Mason	2011	R Blake Nielsen
1922	R L Watson	1967	Neal L Adams	2012	Scott L Theurer
1923	R L Watson	1968	D Creed Brimhall	2013	Gary B Wiest
1924	Ernest W Browning	1969	Reed P Larson	2014	James H Bekker
1925	J Rex Calvert	1970	Ralph Montgomery	2015	Val L Radmall
1926	Earl E Greenwell	1971	Don A Buswell	2016	Brent A Larson
1927	D D Stockman	1972	Charles E Foster	2017	Glenn A Zeh
1928	R Chester Dagleish	1973	Daniel Q Price	2018	Cody M Calderwood
1929	Hyrum Bergstrum	1974	Clyde F Hurst	2019	Darren Chamberlain
1930	Clifford Rudine	1975	Sanford M Bingham	2020	Michael C Smuin
1931	T Fred Hardy	1976	Newell E Warr	2021	Gregory W Gatrell
1932	Angus W Petty	1977	Daniel W Benton	2022	Kay B Christensen
1933	E Arden Hunt	1978	Paul R Lunt	2023	Mark R Taylor
1934	Joseph H Davis	1979	Robert G Woffinden		

Distinguished Service Award Recipients

1981	Howard Swanson, Elbert Thompson	2005	John Chambers, Stephen Morgan, David Taylor
1982	Reed Holdaway	2006	Richard G. Ellis, Chris Simonsen, Anthony Tidwell
1983	Fred Hardy	2007	Jerald Boseman, Arn Gatrell, John Gerritsen, Dale Linton
1984	Dan Price	2008	James Ence, David Low, Eric Vogel
1985	Don Buswell	2009	Allen Christensen, Niles Herrod, Pamela Hilbert
1986	Max Blackham, Neal Evans	2010	Brian Lundberg, Norman Rounds, Orson Wright
1987	Charles Foster, Edgar Stultz	2011	Brent Larson, Mel Malmstrom, Steven Steed
1988	Newell Warr	2012	Wayne Chisholm, Alex Larsen
1989	Ralph Montgomery	2013	Jim Guinn, Karl Koerner, John Starley
1990	Dan Benton, John Matis	2014	Stephen Burton, Max Malan
1991	Gordon Christensen, Rella Christensen	2015	Mark Blaisdell, Gary Crawford
1992	Vern Eyre, Clyde Hurst, Donald Mantyla	2016	Rand Mattson, Blake Nielsen
1993	John Bevan, Howard Call	2017	Richard Engar, Morris N Poole
1994	Paul Lunt, Richard Reiser	2018	Ron Bowen, James Williamson
1995	Lynn Powell, Henry Tanner	2019	Craig Olson, Greg Oman
1996	Richard Petty, A. J. Smith,	2020	Gary Wiest, Jim Bekker
1997	Floyd Tanner, Mark Christensen, Robert Killpack	2021	Mark Cowley, Joel Janis
1998	Timothy Evans, Michael Fitzgerald, Richard Jolley, Robert Jolley	2022	Craig Proctor, Ralph Binns
1999	Peter Knudson, Brook Olson	2023	Kim Michelson, Duane Orchard
2000	Dan Fischer, Gerald Summerhays	2024	Kel Faddis, Drew Jones, Glenn Zeh
2001	Jerry Black, Roger Grua, Richard Whitehead		
2002	Lea Erickson, Brian Thornley		
2003	Roy Hammond, Gary Matthews		
2004	Jay Aldous, Wallace Brown, Richard Haskins		



2025 Distinguished Service Awards



DAVID OKANO, DDS, MS

David K. Okano, DDS, MS graduated from the University of Nebraska Medical Center College of Dentistry (UNMC COD) in 1981. He completed a General Practice Residency at Wood VA Medical Center in Milwaukee, Wisconsin and returned to the UNMC COD for periodontal specialty training, receiving a certificate in periodontology and M.S. in 1985. Upon completion of specialty training in periodontics, David returned to his hometown of Rock Springs, Wyoming and was in private practice for 31 years. In 2015, David transitioned to full-time academics at the newly established University of Utah School of Dentistry (UUSOD) in 2015, where he currently serves as an Associate Professor and Section Head of Periodontics. He

is now focused on the development of specialty residencies in periodontics, oral and maxillofacial surgery, endodontics and prosthodontics at the UUSOD.

David has served in several volunteer positions and elected leadership positions. He is a Past-President of the Wyoming Dental Association and was a Delegate to the American Dental Association (ADA) House of Delegates from 2000-2015. David also served on the ADA's Council on Dental Practice (1998-2002) and Council on ADA Sessions (2008-2012). He has also served on numerous committees with the American Academy of Periodontology (AAP) and was President of the AAP in 2023. David is a Fellow of the International College of Dentists (serving as Regent for District 14 from 2018-2022), Pierre Fauchard Academy, American College of Dentists and Academy of Dentistry International.

David has enjoyed a long-standing relationship with the UDA for over two decades. He worked closely with Dr. AJ Smith and Executive Director Emeritus, Mr. Monte Thompson for several years prior to moving to Utah. David served as the Campaign Manager for Dr. Smith's successful ADA 2nd Vice President campaign in 2009 and Dr. Smith's ADA President-Elect Campaign in 2013. It is a great honor to receive the UDA Distinguished Service Award in 2025!



RICH RADMALL, DDS

Rich S. Radmall grew up in South Ogden. He attended Weber State University graduating in 1978 with a double major in Zoology and Spanish. He worked as a Respiratory Therapist at McKay-Dee Hospital prior to entering dental school at the University of Washington, graduating in 1986. He started his own dental practice, from "scratch", and worked 37 years in private practice, retiring in 2023.

Dentistry has provided a variety of opportunities that have enriched his career. It started with being actively involved in the Weber District Dental Society. He gave Dental Health presentations for 21 years at South Weber elementary and two area high schools and was Clinical Instructor at Weber State

Dental Hygiene (1986-1990). That was followed by serving as WDDS president.

Other nonclinical appointments included serving as a board member at Ogden-Weber Applied Technology (1996-2002) and Dixie State College adjunct instructor for Dental

2025 Distinguished Service Awards

Hygiene (1999-2002). Dr Radmall was subsequently appointed to the Utah State Dental Board (DOPL) in 2007 and served two terms. In addition, he has served as a dental board examiner for CDCA and WREB (2008-present).

He has provided time and skills to humanitarian causes. He participated in the Children's Health Connection in Weber County, went to the Amazon in Peru with twenty Weber State University premed/predental students through Hope Alliance, and more recently has provided clinical care at the Ogden Rescue Mission dental clinic for 15 years.

Dr Radmall has been active in his church, enjoys the outdoors with family and friends, especially Lake Powell and snow skiing. Dr Radmall and his wife Terri are the parents of four children and have 16 grandchildren.



LARISSA SKENE, DMD

Originally from Utah, Dr. LaRisse Skene graduated with a degree in Medical Biology from the University of Utah. She attended dental school at the University of Pennsylvania and graduated with highest honors when she completed her postdoctoral specialty training in periodontology and implantology also at Penn. Dr. Skene is a diplomate of the *American Academy of Periodontology* and has practiced periodontics in Salt Lake City since 2008.

She began serving in the UDA on the Salt Lake District board in 2010. She was elected by the UDA to serve as a delegate from 2012-2016. Currently Dr. Skene serves on the board as the hygienist affiliate membership UDA liaison, and as part of the

leadership for the Salt Lake District Give Kids a Smile event.

Dr. Skene found her love for serving children while she lived in West Philadelphia. She treated patients on the Penn Smiles Dental Bus where elementary children would board and receive free dental treatment during school hours. She carried that passion to Utah and has been volunteering for Give Kids A Smile since 2009.

Dr. Skene has helped organize the Salt Lake Give Kids a Smile since 2012 which has resulted in comprehensive treatment for approximately 300 children each year. She plays a primary role in recruiting doctors and hygienists to render treatment and has been extremely successful. She credits the committee, many volunteers, providers and the University of Utah Dental School who selflessly give their time and resources. All of these individuals are vital in their service and together their passion has resulted in one of the best Give Kids a Smile events nationwide.

In 2022, the International College of Dentists inducted Dr. Skene for her service in the dental community. She has volunteered to lecture at SLCC, UVU and Fortis hygiene programs and the University of Utah and Roseman Dental schools over the past 16 years. She also leads a very active study club.

Dr. Skene has her own periodontal practice in Murray, an extremely supportive husband, and 3 precocious children—all of whom have served as honorary attendees to the UDA board meetings as infants in car seats. They are now appointed volunteers who help set up events the night before—delivering supplies to the clinic chairs. In her spare time Dr. Skene enjoys painting, running and milkshakes. She looks forward to many more years of service with the UDA and her community.

Speakers Bios

Jaren Argyle, DDS is founder of The Elevated Dentist, has owned and operated his dental practice in Northern Utah for 20 years since graduating from the University of Connecticut. He received his Life Coach Certification from The Coach Training Alliance. Jaren enjoys spending time with his wife and children, engaging in community activities, and pursuing hobbies like mountain biking, wake surfing, foiling, skiing, and snowboarding. His goal is to help as many dentists as possible live their best lives. www.TheElevatedDentist.com

Micah Baker, MSN, RN has over 20 years in clinical education. Micah has taught ACLS at University of Utah Health since 2012. Her background in critical care medicine prepared her to teach critical care, ECG recognition and 12 lead interpretation. She now does simulation full time for the Center for Patient Simulation. www.uofumedsim.org

Paul Benson, DMD, MD has been a private practice oral surgeon in Layton, Utah since 2005. He received his undergraduate degree at Brigham Young University, and completed dental school, medical school and his oral and maxillofacial surgery training at the University of Louisville in Kentucky.

Dulce Boucher, MD is an assistant professor at the University of Utah. She is board certified in Anesthesiology and Pain Medicine. In addition to operating room work, she is actively engaged in various medical training endeavors including as a core faculty educator with the University of Utah School of Medicine and as a facilitator for the Safe Sedation Training course focused on refining sedation practices for physicians, nurses and dentists nationwide.

Jordan Christensen, DDS, MS did his dental schooling as part of the first class at the University of Utah School of Dentistry and received his post-graduate endodontic training and master's degree at the Medical University of South Carolina.

David Clark, DDS is director of Bioclear Learning Centers International. He founded the Academy of Microscope Enhanced Dentistry, creates curriculum for dental schools. He developed the Bioclear Matrix System for placement of biologically appropriate, esthetically pleasing direct composite restorations for facilitating Injection Molding of the Clark Class I and Class II preparations, diastema closure and black triangle elimination. www.bioclearmatrix.com

Gabriel Cowley is an experienced CPR instructor with a passion for teaching lifesaving skills in an engaging and entertaining way. Gabriel has been teaching CPR for 5 years following AHA/Save A Heart of Utah course guidelines and has provided certifications to thousands of dentists, nurses, and daycare in the state of Utah. He is eager to share lifesaving knowledge and skills with the dental community. www.saveaheartofutah.com

Teresa Duncan, MS. Her classes focus on insurance and management issues. She is the author of *Moving Your Patients to Yes: Easy Insurance Conversations* and has contributed annually to the ADA's CDT Companion Guide. Her podcasts 'Nobody Told Me That!' and 'Chew on This' are resources for dental leaders. Teresa received her master's degree in healthcare management. www.OdysseyMgmt.com

Jeremy Ellis, DDS has been a practicing dentist since 1999. He is a member of the ADA, UDA, AGD, Pierre Fauchard Academy and the Academy for Sports Dentistry. Dr Ellis has a passion for innovative, conservative dentistry. He and his wife have four grown children and one beautiful granddaughter. www.Dentistry-elevated.com

Martin Evers, DDS, MS. After an amazing 21-year career in the United States Navy, Dr. Evers, a diplomate of the American Board of Oral and Maxillofacial Radiology (ABOMR), currently teaches in the Oral Radiology section of the University of Utah School of Dentistry and consults for DRDx, an oral radiology image reading service. He enjoys spending time with his family and all things sports.

Speakers Bios

Jeremy Felt, DDS graduated from Indiana University in 2003 and started a practice in Roy, Utah. He is passionate about helping dentists take control of their practices and achieve their practice goals. He is a proud husband and father to three wonderful (mostly) teenagers. He loves golf, reading, hiking and spending time with his family.

Bryant Gibby, BS is a seasoned sales leader with over 20 years of experience in the automotive industry. He was the General Manager of 2 different dealerships, which gave him the opportunity to learn how to build efficiencies in running a profitable business. He joined SPP Dental Partners just over a year ago as the VP of Partnerships. SPP is a Dental Partnership Group that is super passionate about "Saving Private Practice". He is married with 3 kids (17, 14, and 10). <https://www.sppdental.com/>

Eva Grayzel, MA first told her story at the 2003 National ADA conference on the main stage to 9,000 dentists. That's when she knew her story needed to be heard. She has since become the voice for oral cancer, speaking at dental, medical and survivorship conferences from the patient perspective. She is the founder of Six-Step Screening, an education initiative to raise awareness about signs and symptoms of oral cancer. www.evagrayzel.com www.sixstepscreening.org

Jack Guenon, BS is an investigator with the Utah Department of Commerce, assigned to the Division of Professional Licensing (DOPL). Jack's background is 12 years with the 19th Special Forces NG US Army, and 31 years as a Law Enforcement Officer, and Federal Air Marshall. Jack holds both an Associate of Science and Bachelor of Science degree in Criminal Justice and holds both a Federal Law Enforcement and Utah Law Enforcement Certification's. www.dopl.utah.gov

Timothy Hempton, DDS is a Diplomate of the American Board of Periodontology and maintains a private practice Limited to Periodontics in Dedham, MA. He is an Adjunct Associate Clinical Professor at Tufts University School of Dental Medicine and has a part time appointment at the Veterans Affairs hospital in Boston.

Kelli Jacobsen, LCSW joined the Utah Professionals Health Program (UPHP) in 2020. She graduated from the University of Oklahoma with a master's degree in social work. She primarily works with adults with substance use disorders. Kelli oversees the daily operations of UPHP, is responsible for program development, and provides clinical direction along with the medical director. She combines her clinical background and passion for ending the stigma of substance use disorders in her work with healthcare professionals.

Adrian Lefler, BA is CEO of My Social Practice and has been in the dental marketing industry with 14 years of experience. He is widely recognized for his engaging and informative presentations. Based in Suncrest, Utah, Adrian shares his life with his wife, four children, and a lively mix of pets. My Social Practice is a leading dental marketing company, and Adrian is passionate about helping dental professionals succeed in this dynamic field. <https://mysocialpractice.com/>

Gary Lowder, DDS graduated from the University of Washington School of Dentistry and practiced in Montpelier, Idaho. He limited his practice to Temporomandibular Disorders and Craniofacial Pain with offices in Logan and Ogden. He is a full-time faculty at the University of Utah. He currently provides care for patients in faculty practice and teaches Advanced Occlusal Studies and TM Disorders, as well as Dental Sleep Medicine. He has presented lectures regionally and has been involved in student education.

Conner Ludlow is the founder and CEO of Annie, a dental-specific AI front desk receptionist. Annie uses cutting-edge technology to relieve stress and ensure that every office has 24/7 coverage on their phones, as well as automated help with other important patient engagement activities. Annie has rapidly expanded its reach, with My Social Practice serving as a marketing and distribution arm for this revolutionary AI service. <https://helloannie.co>

Speakers Bios

Mark Ludlow, DMD, MS is the Section Head of Implant Dentistry, Digital Dentistry, and Removable Prosthodontics at the University of Utah School of Dentistry. He completed his DMD dental training at the University of Connecticut and received his MS in prosthodontics from the University of North Carolina. As a practicing and teaching prosthodontist, Dr. Ludlow's passion is in the development and integration of digital technology in the practice of everyday implant and restorative dentistry.

Gayle Masters, RDH. Gayle has 45 years of experience working as a full-time periodontal hygienist.

Cynthia Mattson is a CPA with extensive experience in financial management for dental professionals. She is known for guiding dentists toward financial success and created and taught the original practice management courses at the University of Utah School of Dentistry. Outside of her professional work, Cynthia enjoys cycling, skiing, boating, and traveling. Cynthia will be presenting with EQUITABLE Advisors: Kyle Daniels (kyle.daniels@equitable.com), Mitchell Bortolotto (Mitchell.bortolotto@equitable.com) and Michael Garrigan (michael.garrigan@equitable.com) www.equitable.com

David Okano, DDS, MS is an Associate Professor and serves as Section Head of Periodontics at the University of Utah School of Dentistry. Prior to his academic appointment at the UUSOD, he was in private practice for many years in Rock Springs, Wyoming. David is a past president of the Wyoming Dental Association, where he also served as a Delegate from Wyoming to the American Dental Association House of Delegates. He is a past president of the American Academy of Periodontology.

Shannon Pace-Brinker, CDA is a national and international speaker, published author and practicing dental assistant for over 30 years. She has her own publication for dental assistants "From Our Side of The Chair"®. She started one of the first online platforms designated for dental assistants called Academy of Chairside Assisting. <https://shannonpacebrinker.com>

David Rothman, DDS graduated from New York University College of Dentistry. He completed his Pediatric Dentistry Residency at Children's Hospital in Oakland and the University of California, San Francisco. He entered full time private practice in San Francisco though he had maintained a private practice limited to Pediatric Dentistry and dentistry for children with special needs. He maintains a faculty position at the Department of Pediatric Dentistry, Case Western Reserve School of Dental Medicine in Cleveland, Ohio.

Sharilee Scheller is an investigator for the Division of Professional licensing. She has been an investigator for 10 years. She has investigated complaints regarding many different professions. Prior to joining the Division, Sharilee worked in the medical field for 25 years. In her spare time, Sharilee and her husband love exploring, while riding their motorcycle. Sharilee will swear up and down that after a long week at work, wind therapy is the best therapy there is! www.dopl.utah.gov

LaRisse Skene, DMD is originally from Utah. She attended dental school at the University of Pennsylvania. Dr. Skene is board certified with the American Academy of Periodontology, has served as a delegate on the board of the Utah Dental Association. She has been instrumental in organizing the Salt Lake District Give Kids A Smile. Dr. Skene has been practicing as a full-time periodontist in the heart of Salt Lake City. She has unparalleled expertise in treating the most complex of periodontal and esthetic implant cases. Her practice is limited to implants, surgical extractions, bone grafting, osseous surgery, sinus lifts and gingival grafting. www.mosaicperio.com

Speaker Bios

Weston Spencer, DDS is a cosmetic dentist and CEO/Co-Founder of SPP Dental Partners, a Dental Partnership Group focusing on preserving the Private Practice journey. Dr Spencer graduated Loma Linda in 2010, started as an associate, then purchased his first practice in 2014. His practice is in La Jolla, CA. His side hustle is co-managing a family schedule for 5 kids with his wife Ashley. <https://www.sppdental.com/>

Jennifer Strohecker, PharmD, has direct oversight of the state Medicaid and Children's Health Insurance Program (CHIP), Office of Substance Use and Mental Health, and the Utah State Hospital. Jennifer has a Doctor of Pharmacy from the University of Florida. For over 20 years, Dr. Strohecker has been a practicing pharmacist, as well as a full-time or adjunct professor with a college of pharmacy. She serves as the Integrated Healthcare Division and Medicaid director at the Utah Department of Health and Human Services

Bryan Trump, DDS, MS is a Board Certified Oral & Maxillofacial Pathologist and full-time Associate Professor at The University of Utah School of Dentistry. His DDS is from Virginia Commonwealth University School of Dentistry, and he completed his Oral & Maxillofacial Pathology Residency as well as a master's in biomedical sciences at Texas A&M University Baylor College of Dentistry. He has established a clinical referral center focused on oral medicine at the dental school and directs Utah's first and only oral pathology biopsy service. <https://medicine.utah.edu/dermatology/lab-services/oral-pathology>

Bethany Valachi, PT, DPT, MS, is author of the book, "Practice Dentistry Pain-Free", clinical instructor of ergonomics at OHSU School of Dentistry in Portland, OR. Bethany is founder and CEO of Posturedontics®, a company that provides research-based dental ergonomic education. For over 20 years, Dr. Valachi has helped thousands of dental professionals prevent pain and extend their careers with her ground-breaking dental ergonomic education. She offers online dental ergonomic CE courses. www.posturedontics.com

Enrique Varela, DDS is an Associate Professor at the University of Utah School of Dentistry, where he serves as the Section Head over Geriatric and Adult Special Care Dentistry and as course director for Dental Local Anesthesiology. He also serves as the Director for the Geriatric, Hospital, and Special Needs Pathway Program. He graduated from the University of Missouri-Kansas City School of Dentistry and practiced in Missouri and Kansas.

John Wisniewski, DMD, MS graduated FDU School of Dentistry and completed a GPR Program at University Hospital - UMDNJ. Following three years of private practice in Jersey City, N.J., he served on the faculty and private practice at UAB School of Dentistry and NJ School of Dentistry. Dr. Wisniewski holds an M.S. in Dental Biomaterials from UAB and completed a three-year master's degree Program in Endodontics at UNC-Chapel Hill. Dr Wisniewski is a full-time associate professor, specialist in Endodontics, at Roseman University of Health Science College of Dental Medicine in South Jordan, Utah.





UTAH DENTAL ASSOCIATION

1568 S 500 W Ste 102
Woods Cross UT 84010

Register at: uda.org

PRSRT STD
U.S. POSTAGE
PAID
PERMIT #6563
SLC UT 84115